

CONFIGURE.  
IDENTIFY.  
ANALYZE.  
REPORT.

# VISUALIZATION MANAGER: DRIVING RISK VISIBILITY THROUGHOUT YOUR ORGANIZATION

**ethics·point**  
integrity at work

EthicsPoint's Visualization Manager is a dynamic, innovative new way to view your Governance, Risk, and Compliance data points in an easy to understand location-based dashboard.

## 01 Highly Configurable Visual Dashboarding Solution

- Create and customize multiple dashboards for monitoring risk events at all levels of your organization. Improve reporting capabilities with regional dashboards for your supervising offices, or company rollups for your executives.
- Compile a wide array of feeds and reports to create data 'mash-ups' illuminating hard to recognize data trends and dependencies.
- Leverage 'situation awareness' technology that is being used by the U.S. Dept of Defense.

## 02 Quickly Identify & Analyze Risk Trends

- Holistic Enterprise view of your misconduct reports reveals patterns and trends by geographical region
- Built-in risk indices allow you to overlay your key business partner locations to easily identify, monitor, and manage your high risk supplier, vendor, and agent relationships.
- Integrate critical third-party data feeds and heat mapping technologies.

## 03 Increase ROI

- View a location-based rollup of your eplssue and Event Management cases, then drill down into individual case details and actual source data contained within ePIEM.
- Connect your company's high incident hot-spots with targeted training and awareness programs to realize an increased ROI in your learning management system.
- Easily view compliance attestation and acknowledgments across your organization or from your 3rd party entities.
- SaaS offering allows for low cost of entry and low cost of ownership compared with on-premise enterprise software solutions.

**We all know that a picture is worth a thousand words.**

Now that one picture is a multi-layered real-time view of your entire organization, showing you everything you need to know about your GRC position.

### MORE INFORMATION

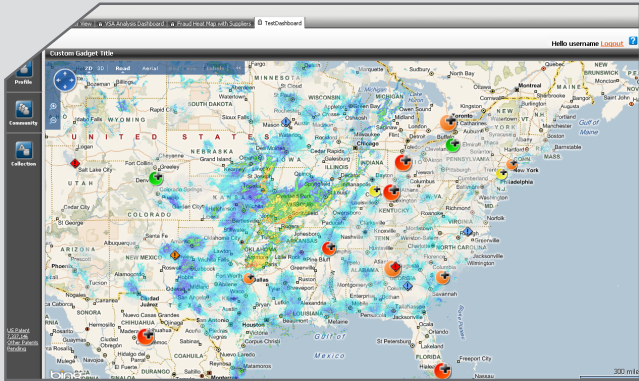
**Visualization Manager** is just one of the many GRC-focused products in the EthicsPoint solutions framework. Learn more about how we're helping to drive awareness and mitigate risk in organizations like yours.

[www.ethicspoint.com](http://www.ethicspoint.com) | 1-866-297-0224 | [sales@ethicspoint.com](mailto:sales@ethicspoint.com)

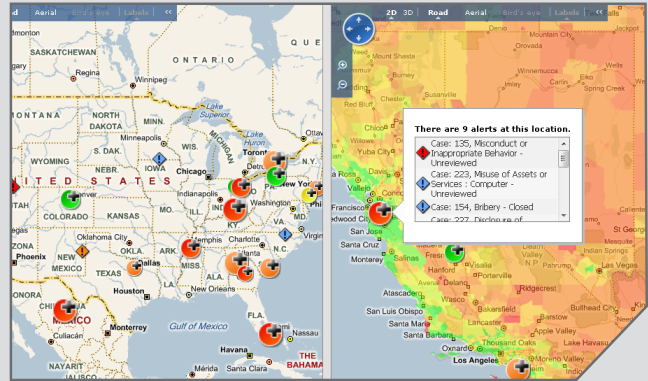


# IF YOU CAN SEE IT YOU CAN MANAGE IT.

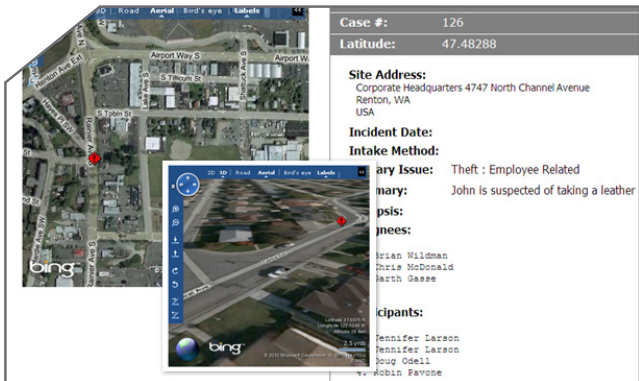
Every day, your organization is facing challenges large and small. A single isolated issue may not shut down your operation. But multiple little things can add up to one big problem. EthicsPoint **Visualization Manager** shows you multiple layers of risk information in one powerful, customizable dashboard.



Dynamically integrate and compare real-time information from proprietary databases, direct feeds, and available online sources such as RSS and Google Alerts.



Create custom side-by-side comparison maps and drill down to varying degrees of metadata granularity.



Zoom in for extreme street-level detail, or zoom out for a dynamic world view.



Monitor global threats and risk indexes over-layed with key strategic data points.

## GET THE VISIBILITY YOU NEED TO DRIVE AWARENESS AND MITIGATE RISK.

Knowledge is power. EthicsPoint **Visualization Manager** gives you the power to see existing hot spots and avoid potential risk events in your own offices, or with third-party providers around the world. See for yourself how Visualization Manager can enhance your GRC initiatives. Contact an EthicsPoint specialist today for a demonstration.

1-866-297-0224

771-250-4100

866.297.0224

971.250.4100

971.250.4125

971.250.4125

[www.ethicspoint.com](http://www.ethicspoint.com)

**ethics·point**  
integrity at work

6000 Meadows Road, Suite 200 | Lake Oswego, OR 97035